



Counting of VVPAT paper slips

Election Commission of India

A thick orange ribbon graphic that starts under the text 'Election Commission of India' and extends horizontally across the bottom of the slide, with a slight 3D effect at the start.

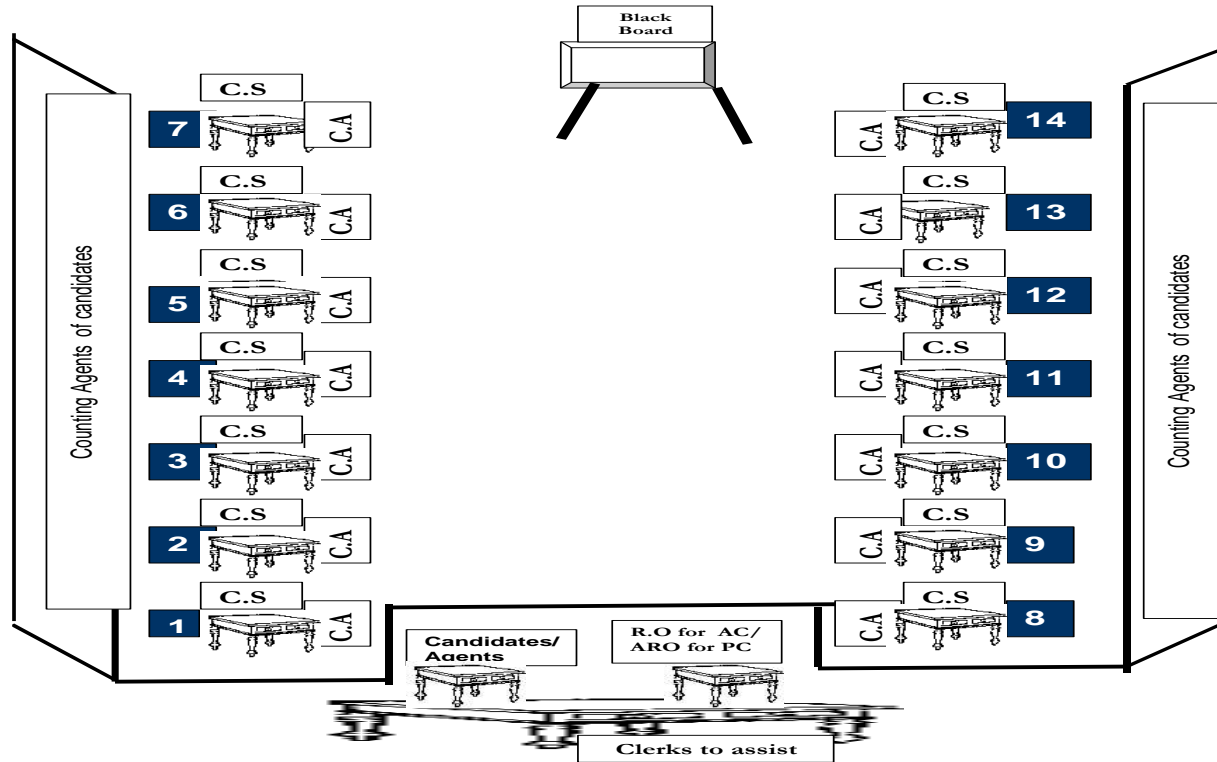


Arrangement for counting of votes



To ensure infrastructure and security arrangements at counting centres

EVMs – LAY OUT OF COUNTING HALL



PREPARATION FOR COUNTING HALL



Counting Centre should be at district HQ. In exceptional case at Sub-Division HQ

Counting Hall should have separate entry and exit doors

Each Counting Hall shall be used for only one AC or AS

Maximum 15 tables (including RO's table)

Each Counting Hall shall have large blackboard/whiteboard having pre-written candidates name and round number.

SETTING UP MEDIA CENTRE



Separate room for Media Center.

Appoint one senior officer from the Public Relations Department for Media Centre.

Media persons are allowed in small batches and for short duration only.

Use of mobile phone and other communication equipment by media persons shall be allowed only from media centre.

SECURITY ARRANGEMENTS FOR COUNTING CENTRE



Three tier cordoning system.

1st tier cordon (outer) of the security ring by local police.

2nd tier cordon (middle) of the security at the gate of the counting premises by State Armed Police.

3rd tier cordon (inner) of the security at the door of the counting hall by CAPF.

ARRANGEMENTS FOR COUNTING OF VVPAT PAPER SLIPS



➤ One of the Counting Tables inside the Counting Hall shall be earmarked by the Returning Officer as VVPAT Counting Booth (VCB) for Counting of VVPAT Paper Slips.

➤ VCB shall be enclosed in a wire-mesh just like a Bank Cashier Cabin, so that no VVPAT paper slip can be accessed by any un authorised person.

➤ 6" x 6" x 8"

➤ Installation of CCTV at top

VVPAT Counting Booth (VCB) for Counting of VVPAT Paper Slips




Sample Container



Sample Container -14 inch X 10 inch X 5 inch (length X breadth X height)

Pigeonhole Sample



Sample Pigeonholes (Size of each compartment 6 inch X 4 inch X 4 inch)

VVPAT Paper Slip



For keeping VVPAT paper slips of the respective candidates, a Pigeonhole Framework shall be prepared in advance according to the number of candidates including **NOTA**, **with one additional pigeonhole for keeping self-test slips of the VVPAT**, and The minimum number of Pigeonholes in the Framework must be equal to the number of candidates plus 2 (two).

- The size of each compartment (Pigeonhole) must be atleast 6 inch X 4 inch X 4 inch (length x breadth x height).
- The pigeonhole structure should be made of sturdy transparent material like plastic etc, having a fixed base, to prevent any VVPAT paper slip from slipping underneath.
- The symbol of each contesting candidate as per the Ballot Paper should be affixed on the wall of the pigeonhole allotted to the particular candidates. The symbol should be printed in black and white on a Plain paper of minimum size 4 inch X 3 inch.
- At least 100 Rubber bands for making bundles of 25 VVPAT paper slips shall be kept on the table of VCB.



Counting of paper slips of VVPAT



1. COUNTING OF VVPAT PAPER SLIPS IN CASE OF NO DISPLAY ON CONTROL UNIT



- In case of non display of result on Control Unit, ADU or Printer shall **NOT** be used.
- However, power pack of CU can be used, if non display of result on Control Unit is due to low battery or battery drainage.
- In case of non-retrieval of result from any Control Unit, the printed paper slips of the respective VVPAT shall be counted, as per counting procedure prescribed by the Commission, for counting of printed paper slips.

2. COUNTING OF VVPAT PAPER SLIPS **ORDERED BY THE COMMISSION**



Counting of VVPAT slips of the particular polling station(s), the Commission specifically ordered for counting of printed paper slips, as per counting procedure prescribed by the Commission.

3. UNDER RULE 56(D) OF THE CONDUCT OF ELECTIONS RULES, 1961



After announcement of result sheet entries, any candidate, their election agent or their counting agents may apply in writing (Under Rule 56 of the Conduct of Elections Rules 1961) to the RO to count the printed VVPAT paper slips in any or all polling stations. If such application is made, the RO shall pass a speaking order on whether the VVPAT paper slips should be counted. If the RO decides to allow the counting of the VVPAT paper slips of any or all polling stations, such decision of the RO must be recorded in writing along with the reasons thereof. The RO shall give due consideration to the following:

1. Whether the total number of votes polled in that polling station is greater or lesser than the margin of votes between winning candidate and candidate making the application
2. Whether EVM had a problem and was replaced at that polling station during poll
3. Whether there was any complaint about VVPAT not printing or complaints by any voter under Rule 49MA in that polling station during the poll.

4. MANDATORY VERIFICATION OF VVPAT PAPER SLIPS



- **Mandatory** verification of VVPAT paper slips of randomly selected 05 (five) polling stations shall be conducted in all future General and Bye Elections to the House of the People and State Legislative Assemblies, **in addition** to the provisions of Rule 56D of the Conduct of Elections Rules, 1961, after the completion of the last round of counting of votes recorded in the EVMs, as under:
- In case of General and Bye elections to State Legislative Assemblies, verification of VVPAT paper slips of randomly selected 05 (five) polling stations per Assembly Constituency.
- In case of General and Bye elections to the House of the People, verification of VVPAT paper slips of randomly selected 05 (five) polling stations of each Assembly Segment of the Parliamentary Constituency concerned.

RANDOM SELECTION OF PS FOR PAPER COUNTS



RANDOM SELECTION OF PS FOR PAPER COUNTS.....

- Written intimation regarding draw of lots by RO to Candidates/Election agents well in advance
- Draw of lots must be conducted after completion of CU counts
- Procedure for the conduct of draw of lots:
 - ☐ White colour paper cards of postcard shall be used for conducting the draw of lots
 - ☐ Total number of such paper cards should be equal to total number of polling stations in the AC/AS. **The PS(s) whose VVPAT slips have already be counted should not be included.**
 - ☐ The paper cards shall have pre-printed AC/AS number, AC/AS name and date of poll on the top, and the polling station number in the centre. Each digit of the polling station number shall be atleast 1"x1" (1 inch by 1 inch) size and printed in black.
 - ☐ The paper cards to be used for draw of lots should be four folded in such a way that polling station number is not visible.
 - ☐ Each paper cards shall be shown to the candidates/their agents before folding and dropping in the container.
 - ☐ The paper cards shall be shown in the big container and must be shaken before picking up 01 (one) slip by the Returning Officer.



PROCEDURE TO COUNT VVPAT PAPER SLIPS:



For counting of VVPAT slips, the following procedures shall be strictly followed:


Step-1:

For keeping VVPAT Paper Slips taken out from the Drop Box of the VVPAT, a sufficiently sized container with lid, of dimensions 14 inch X 10 inch X 5 inch (length x breadth x height), to easily accommodate around 1400 Printed Paper Slips, shall be kept on the table of VCB. This Container should be made of sturdy transparent material like plastic etc.

Step-2:

The VVPAT unit(s) of the respective polling station(s) should be brought to the VCB one by one, as the case may be.

In case a VVPAT unit was replaced during poll at that polling station, all the VVPAT units used at that polling station should be brought to the VCB.





PROCEDURE TO COUNT VVPAT PAPER SLIPS:




Step-3:

The printed paper slips shall be taken out from the VVPATs used at the polling station, before beginning the counting of VVPAT paper slips for that polling station. **In case more than one VVPAT were used, VVPAT slips of each VVPAT shall be counted separately one-by-one.**

Before taking out the VVPAT Paper Slips from the drop box, the address tag(s) of the drop box shall be crosschecked to ascertain that the VVPAT pertains to the respective polling station.

The VVPAT Paper Slips taken out from the Drop Box of the VVPAT shall be first kept in the container as per specification at step-1 (i).

After taking out the VVPAT paper slips from Drop Box, the Counting Supervisor shall ensure that no VVPAT paper slip is left inside the VVPAT drop box and show the empty drop box to the counting agents.






PROCEDURE TO COUNT VVPAT PAPER SLIPS:



Step-3: (Contd.)

In case a VVPAT unit was replaced, it may so happen that an uncut fully or partially VVPAT paper slip is hanging and has not got cut and dropped in the drop box and still connected to the paper roll. This uncut VVPAT paper slip should not be torn and should not be counted because the vote is not recorded electronically in the CU unless the VVPAT paper slip is cut. In such an event, the last voter whose VVPAT paper slip was not cut would have been given an opportunity to cast his vote after replacement of VVPAT and the VVPAT paper slip of the vote cast by him shall be in the next VVPAT used in that polling station.

The drop box of the VVPAT will also have VVPAT slips of self-test report. These are easily identified, as they do not have either the name or the symbol of any candidate. These self-test report slips are to be preserved along with the VVPAT paper slips as part of the record but they are not to be counted.



PROCEDURE TO COUNT VVPAT PAPER SLIPS: (Contd..)



Step-4:

- In case there is any mismatch between electronic count of the Control Unit and VVPAT manual count, **recounting of the VVPAT slips of that particular EVM shall be conducted till the record is tallied either with the EVM count or one of the previous VVPAT slips count.**
- As per Rule 56D(4)(b) of the Conduct of Elections Rules 1961, if there is any discrepancy between EVM count and paper slip count, the paper slip count shall prevail. Hence, **if there is discrepancy between the count of votes displayed on the Control Unit and the count of printed-paper slips in respect of that Polling Station, the result sheet will be amended as per the printed-paper slips count.**

PROCEDURE TO COUNT VVPAT PAPER SLIPS: (Contd..)



Step-5:

- After completion of counting of VVPAT paper slips, the bundles of all the VVPAT Paper Slips shall be kept back in the Drop Box of the respective VVPAT and door of the Drop Box shall be sealed using address tags.
- The candidate(s)/their agents may also be allowed to affix their signature with party abbreviation on the Address Tags.

STORAGE OF EVMs & VVPATs AFTER COUNTING OF VOTES



- After completion of counting of votes, EVMs and VVPATs containing printed paper slips in its Drop box, shall be kept in the same strong room **without removing Power Packs of Control Units and Paper Rolls of VVPATs.**
 - The Strong room shall not be opened till completion of Election Petition (EP) period i.e. till EP list is received from respective High Court.
 - After completion of Election Petition Period, the exact EP position should be ascertained from High Court concerned before opening the strong room.



Thank You

